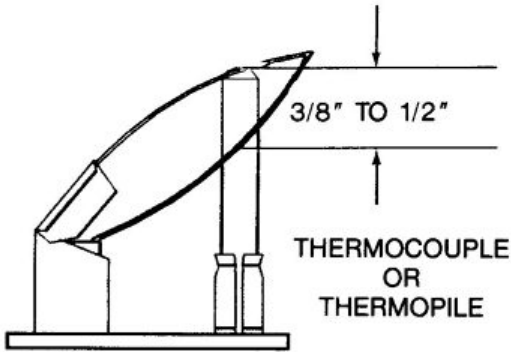


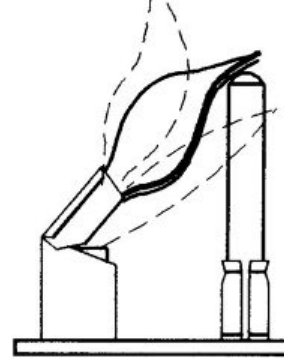
TROUBLESHOOTING PILOT FLAME

FIG. A

1. CORRECT FLAME



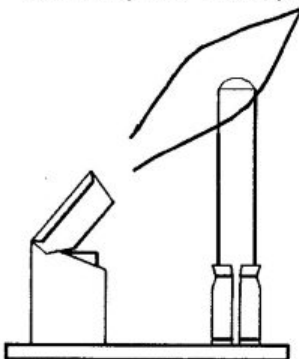
4. WAVING BLUE FLAME



CHECK FOR

- DRAFTS AT PILOT LOCATION

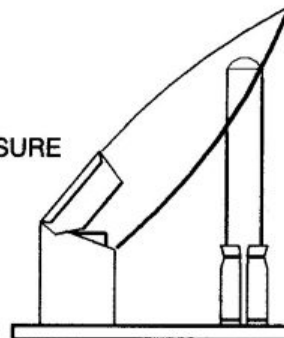
2. NOISY, LIFTING, BLOWING



CHECK FOR

- HIGH GAS PRESSURE
- WRONG ORIFICE

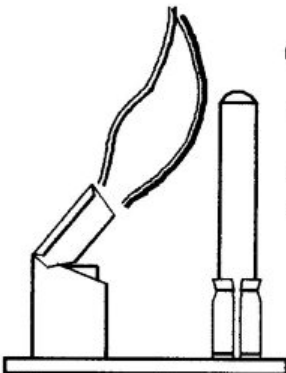
5. HARD SHARP FLAME



CHECK FOR

- HIGH GAS PRESSURE
- ORIFICE TOO SMALL

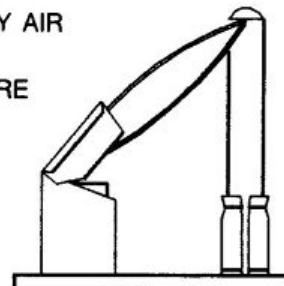
3. LAZY YELLOW FLAME



CHECK FOR

- CLOGGED PRIMARY AIR OPENING
- LOW GAS PRESSURE
- CLOGGED ORIFICE

6. SMALL BLUE FLAME



CHECK FOR

- WRONG ORIFICE
- LOW GAS PRESSURE
- CLOGGED PILOT LINE